

**Modular Cooking Range Line  
EVO700 1/2 Module Ambient  
Worktop with Closed Front**

ITEM # \_\_\_\_\_

MODEL # \_\_\_\_\_

NAME # \_\_\_\_\_

SIS # \_\_\_\_\_

AIA # \_\_\_\_\_



372116 (Z7WTNDN000)

Ambient worktop with closed front, 1/2 module

**Short Form Specification**

Item No. \_\_\_\_\_

To be installed on EVO700 refrigerated/freezer bases, open base cupboards, bridging supports or cantilever systems. Exterior panels and work top in stainless steel with Scotch Brite finish. One piece pressed work top in 1.5 mm thick stainless steel. Right-angled side edges to allow flush-fitting junction between units.

**Main Features**

- Heavy duty internal frame in Stainless steel.
- Unit to be installed on other 700 line bases.
- Right angled side edges eliminate gaps and possible dirt traps between units.
- Suitable for countertop installation.

**Construction**

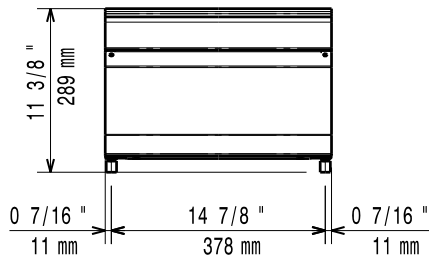
- One piece pressed 1.5 mm work top in Stainless steel.
- Stainless steel top provides a heavy duty work surface under any load.

**Optional Accessories**

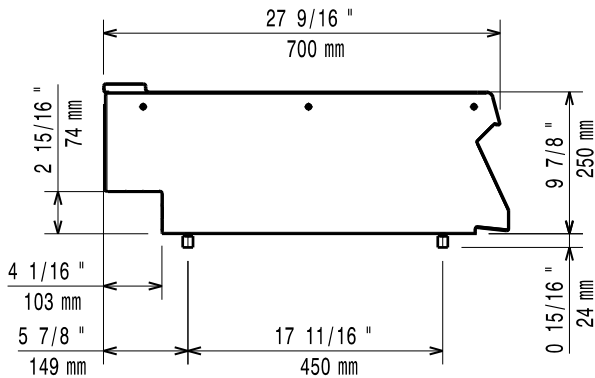
- Junction sealing kit PNC 206086
- Support for bridge type installation, 800 mm PNC 206137
- Support for bridge type installation, 1000 mm PNC 206138
- Support for bridge type installation, 1200 mm PNC 206139
- Support for bridge type installation, 1400 mm PNC 206140
- Support for bridge type installation, 1600 mm PNC 206141
- Support for bridge type installation, 400 mm PNC 206154
- Frontal handrail 400 mm PNC 206166
- Frontal handrail 800 mm PNC 206167
- Half module overshelf PNC 206183
- Large handrail (portioning shelf) 400 mm PNC 206185
- Large handrail (portioning shelf) 800 mm PNC 206186
- Frontal handrail 1200 mm PNC 206191
- Frontal handrail 1600 mm PNC 206192
- Right and left side handrails PNC 206240
- Water column with swivel arm (water column extension not included) PNC 206289
- Water column extension PNC 206291
- Chimney upstand, 400 mm PNC 206303
- 2 side covering panels, height 250 mm, depth 700 mm PNC 206320

APPROVAL: \_\_\_\_\_

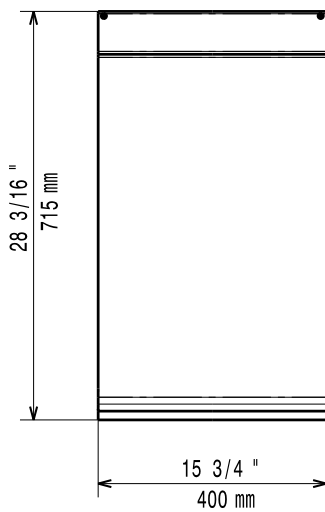
**Front**



**Side**



**Top**



**Key Information:**

External dimensions, Width:	
372116 (Z7WTNDN000)	400 mm
External dimensions, Depth:	700 mm
External dimensions, Height:	250 mm
Net weight:	10 kg